

# Market Tracker

As of April 30, 2024

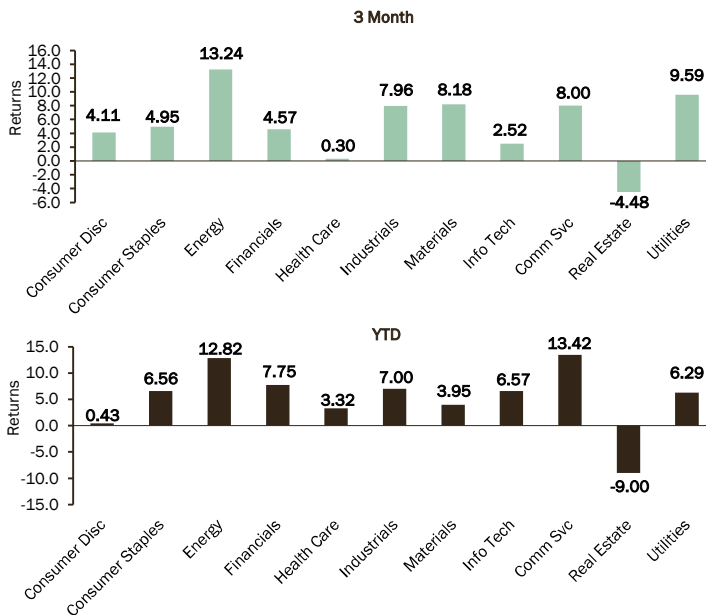
## Equity Index Returns

	3 Month	YTD
S&P 500	4.29	6.04
Dow Jones Industrial Average	-0.39	0.92
NASDAQ Composite	3.45	4.53
Russell 3000	4.02	5.18
MSCI EAFE	2.49	3.08
MSCI Emerging Markets	7.83	2.83
S&P Developed x US Small	1.87	-0.50
MSCI ACWI x US IMI	3.82	2.71

## MSCI Country Index Returns

	3 Month	YTD
Japan	0.95	5.61
United Kingdom	6.48	5.05
Europe ex-UK	2.45	2.70
China	16.63	4.26
Taiwan	11.15	9.84
India	5.97	8.53
South Korea	6.39	-4.24

## S&P 500 Sector Index Returns



## Russell® Style Index Returns

	3 Month		
	Value	Blend	Growth
Large	4.22	4.15	4.09
Mid	4.43	4.21	3.70
Small	0.92	1.73	2.58

	YTD		
	Value	Blend	Growth
Large	4.33	5.60	6.69
Mid	2.56	2.73	3.14
Small	-3.66	-2.23	-0.71

## Inflation

	3 Month*	1 Year
CPI	4.52	3.48
Core CPI	4.46	3.80
PCE	4.35	2.71
Core PCE	4.36	2.82

\*Annualized

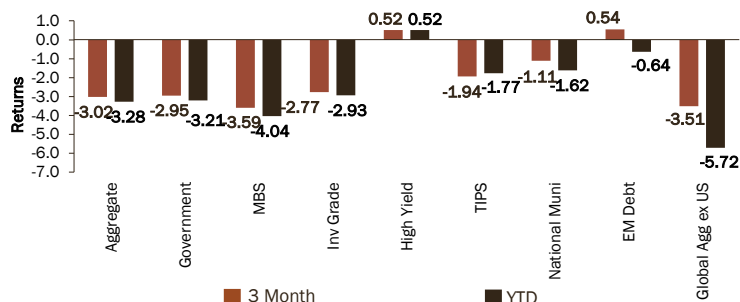
## Real Estate Index Returns

	3 Month	YTD
MSCI REIT	-3.36	-7.36
FTSE NAREIT	-4.47	-9.11

	3 Month	YTD
EPRA/NAREIT		
Global ex US	-2.28	-5.95
Developed	-3.04	-6.91

## Fixed Income Sector Index Returns

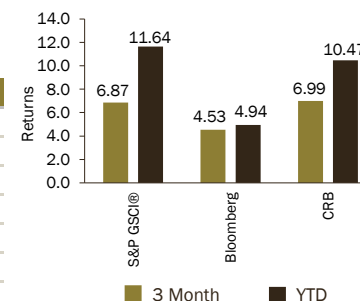


## Fixed Income Rates

	Current	1 Yr Ago
1 Mo T-Bills	5.37	4.36
3 Mo T-Bills	5.39	5.01
2 Yr Treasury	5.04	4.14
10 Yr Treasury	4.68	3.57
10 Yr TIPS	2.27	1.32
10 Yr Muni Yld	2.80	2.36
30 Yr Treasury	4.78	3.81

## Commodity Returns

	3 Month	YTD
Oil	8.02	14.35
Natural Gas	-5.19	-20.80
Gold	12.42	11.15
Copper	16.86	17.32
Wheat	-1.72	-6.85
Corn	-1.95	-6.74



## Fixed Income Spreads

	Current	1 Yr Ago
High Yield	301	439
Investment Grade	87	138
Emerging Debt	301	392

## Currency/Crypto

	Current	1 Yr Ago
\$ per € (Euro)	1.07	1.10
\$ per £ (Pound)	1.25	1.25
\$ per ₪ (Bitcoin)	59,868.89	27,683.13

## Hedge Fund Index Returns

	3 Month	YTD
Wilshire Liq Alt Index	1.46	2.13
Wilshire Liq Alt M/S	2.90	3.81

## Alerian MLP Index Returns

	3 Month	YTD
MLP	7.73	12.42
MLP Infrastructure	8.49	13.16

Returns, rates and inflation expressed as percentages. Spreads expressed as basis points (0.01%).

This report is brought to you by the Investment Division of Commerce Trust. Past performance is no guarantee of future results. This material is not a recommendation of any particular security or investment strategy and may not be relied upon as such. Diversification does not guarantee a profit or protect against all risk. Please contact your portfolio manager with any questions. Information provided herein is for general information only and has been supplied by Bloomberg L.P. and other sources we believe to be reliable and has not been verified for accuracy. Certain data may update at different intervals. Figures shown reflect the last available information. ©2023 Bloomberg L.P. All Rights Reserved.