

Market Tracker

As of March 29, 2024

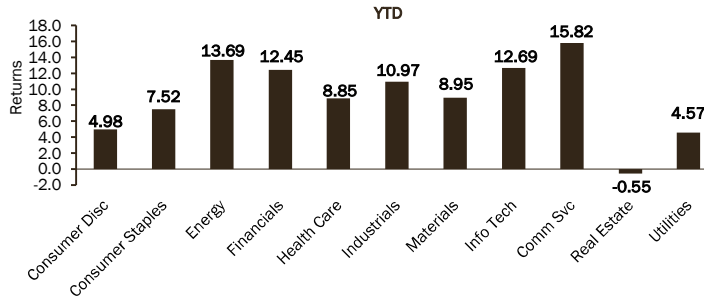
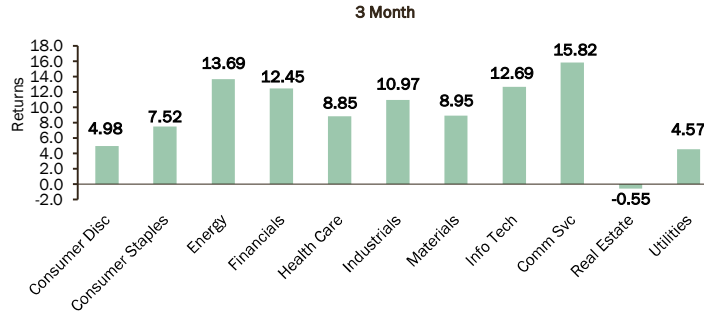
Equity Index Returns

	3 Month	YTD
S&P 500	10.55	10.55
Dow Jones Industrial Average	6.14	6.14
NASDAQ Composite	9.32	9.32
Russell 3000	10.02	10.02
MSCI EAFE	5.78	5.78
MSCI Emerging Markets	2.37	2.37
S&P Developed x US Small	2.17	2.17
MSCI ACWI x US IMI	4.46	4.46

MSCI Country Index Returns

	3 Month	YTD
Japan	11.01	11.01
United Kingdom	3.10	3.10
Europe ex-UK	5.86	5.86
China	-2.19	-2.19
Taiwan	12.43	12.43
India	6.07	6.07
South Korea	1.62	1.62

S&P 500 Sector Index Returns



Russell® Style Index Returns

	3 Month		
	Value	Blend	Growth
Large	8.99	10.29	11.41
Mid	8.23	8.60	9.49
Small	2.90	5.17	7.58

	YTD		
	Value	Blend	Growth
Large	8.99	10.29	11.41
Mid	8.23	8.60	9.49
Small	2.90	5.17	7.58

Inflation

	3 Month*	1 Year
CPI	3.93	3.17
Core CPI	4.12	3.76
PCE	3.35	2.45
Core PCE	3.47	2.78

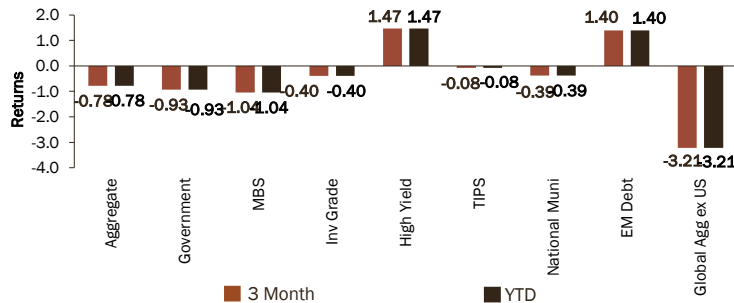
*Annualized

Real Estate Index Returns

	3 Month	YTD
MSCI REIT	-0.32	-0.32
FTSE NAREIT	-1.30	-1.30

	3 Month	YTD
EPRA/NAREIT		
Global ex US	-2.03	-2.03
Developed	-1.05	-1.05

Fixed Income Sector Index Returns



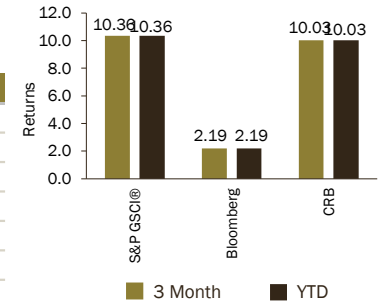
Fixed Income Rates

	Current	1 Yr Ago
1 Mo T-Bills	5.34	4.46
3 Mo T-Bills	5.36	4.78
2 Yr Treasury	4.62	4.12
10 Yr Treasury	4.20	3.55
10 Yr TIPS	1.87	1.21
10 Yr Muni Yld	2.52	2.30
30 Yr Treasury	4.34	3.73

	Current	1 Yr Ago
Prime Rate	8.50	8.00
3 Mo SOFR	5.30	4.89
30 Yr Fix Mtg	7.25	6.84
15 Yr Fix Mtg	6.61	6.14
Fed Funds - Actual	5.33	4.83
Fed Funds - Target	5.50	5.00

Commodity Returns

	3 Month	YTD
Oil	16.08	16.08
Natural Gas	-29.87	-29.87
Gold	7.03	7.03
Copper	2.99	2.99
Wheat	-10.79	-10.79
Corn	-6.21	-6.21



Fixed Income Spreads

	Current	1 Yr Ago
High Yield	299	472
Investment Grade	90	140
Emerging Debt	287	399

Currency/Crypto

	Current	1 Yr Ago
\$ per € (Euro)	1.08	1.09
\$ per £ (Pound)	1.26	1.24
\$ per ₪ (Bitcoin)	69,654.16	28,152.28

Hedge Fund Index Returns

	3 Month	YTD
Wilshire Liq Alt Index	3.16	3.16
Wilshire Liq Alt M/S	4.57	4.57

Alerian MLP Index Returns

	3 Month	YTD
MLP	13.83	13.83
MLP Infrastructure	14.69	14.69

Returns, rates and inflation expressed as percentages. Spreads expressed as basis points (0.01%).

This report is brought to you by the Investment Division of Commerce Trust. Past performance is no guarantee of future results. This material is not a recommendation of any particular security or investment strategy and may not be relied upon as such. Diversification does not guarantee a profit or protect against all risk. Please contact your portfolio manager with any questions. Information provided herein is for general information only and has been supplied by Bloomberg L.P. and other sources we believe to be reliable and has not been verified for accuracy. Certain data may update at different intervals. Figures shown reflect the last available information. ©2023 Bloomberg L.P. All Rights Reserved.



Commerce Trust
Banking | Investments | Planning™