Market Tracker

January 2024

Equity Index Returns

	3 Month	YTD
S&P 500	15.99	1.68
Dow Jones Industrial Average	16.04	1.31
NASDAQ Composite	18.29	1.04
Russell 3000	16.39	1.11
MSCI EAFE	15.75	0.58
MSCI Emerging Markets	7.01	-4.64
S&P Developed x US Small	15.04	-2.33
MSCI ACWI x US IMI	13.57	-1.07

MSCI Country Index Returns

	3 Month	YTD
Japan	18.53	4.62
United Kingdom	10.02	-1.34
Europe ex-UK	16.82	0.24
China	-10.57	-10.61
Taiwan	17.98	-1.18
India	18.11	2.41
South Korea	11.55	-9.99

S&P 500 Sector Index Returns

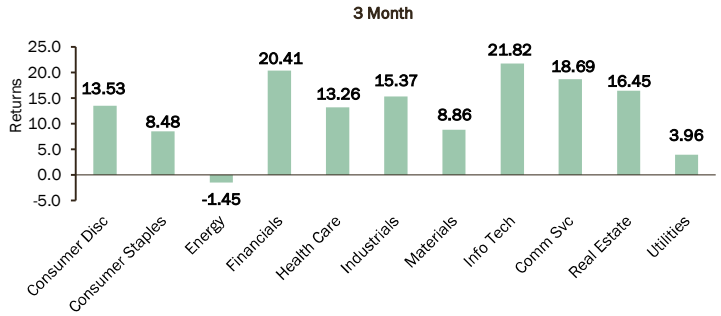

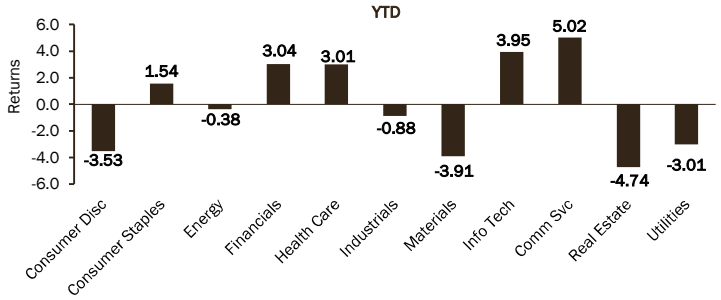

Russell® Style Index Returns

3 Month

	Value	Blend	Growth
Large	13.59	16.32	18.70
Mid	15.82	17.04	20.05
Small	16.99	17.60	18.23

YTD

	Value	Blend	Growth
Large	0.10	1.39	2.49
Mid	-1.79	-1.42	-0.54
Small	-4.54	-3.89	-3.21

Inflation

	3 Month*	1 Year
CPI	1.78	3.30
Core CPI	3.29	3.90
PCE	0.51	2.60
Core PCE	1.51	2.93

*Annualized

Real Estate Index Returns

	3 Month	YTD
MSCI REIT	16.28	-4.14
FTSE NAREIT	15.86	-4.86

	3 Month	YTD
	EPRA/NAREIT	
Global ex US	16.66	-3.75
Developed	16.52	-3.99

Fixed Income Sector Index Returns

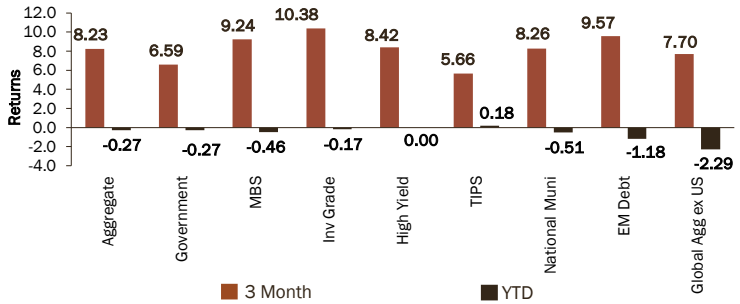

Fixed Income Rates

	Current	1 Yr Ago
1 Mo T-Bills	5.36	4.51
3 Mo T-Bills	5.36	4.64
2 Yr Treasury	4.21	4.20
10 Yr Treasury	3.91	3.51
10 Yr TIPS	1.66	1.26
10 Yr Muni Yld	2.46	2.24
30 Yr Treasury	4.17	3.63

	Current	1 Yr Ago
Prime Rate	8.50	7.50
3 Mo SOFR	5.32	4.69
30 Yr Fix Mtg	6.96	6.38
15 Yr Fix Mtg	6.40	5.70
Fed Funds - Actual	5.33	4.33
Fed Funds - Target	5.50	4.50

Commodity Returns

	3 Month	YTD
Oil	-6.38	5.86
Natural Gas	-41.26	-16.47
Gold	2.71	-1.13
Copper	7.04	0.40
Wheat	7.01	-5.21
Corn	-6.37	-4.88

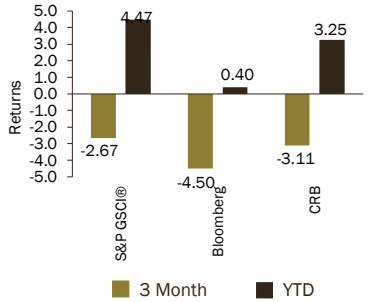

Fixed Income Spreads

	Current	1 Yr Ago
High Yield	344	420
Investment Grade	96	117
Emerging Debt	336	368

Currency/Crypto

	Current	1 Yr Ago
$ per € (Euro)	1.08	1.09
$ per £ (Pound)	1.27	1.23
$ per ฿ (Bitcoin)	42,458.43	22,950.56

Hedge Fund Index Returns

	3 Month	YTD
Wilshire Liq Alt Index	5.15	2.38
Wilshire Liq Alt M/S	5.25	3.18

Alerian MLP Index Returns

	3 Month	YTD
MLP	9.11	4.35
MLP Infrastructure	7.77	4.30

Returns, rates and inflation expressed as percentages. Spreads expressed as basis points (0.01%).

This report is brought to you by the Investment Division of Commerce Trust. Past performance is no guarantee of future results. This material is not a recommendation of any particular security or investment strategy and may not be relied upon as such. Diversification does not guarantee a profit or protect against all risk. Please contact your portfolio manager with any questions. Information provided herein is for general information only and has been supplied by Bloomberg L.P. and other sources we believe to be reliable and has not been verified for accuracy. Certain data may update at different intervals. Figures shown reflect the last available information. ©2023 Bloomberg L.P. All Rights Reserved.

Not FDIC Insured | May Lose Value | No Bank Guarantee

Commerce Trust
Banking | Investments | Planning™

Commerce Trust is a division of Commerce Bank.