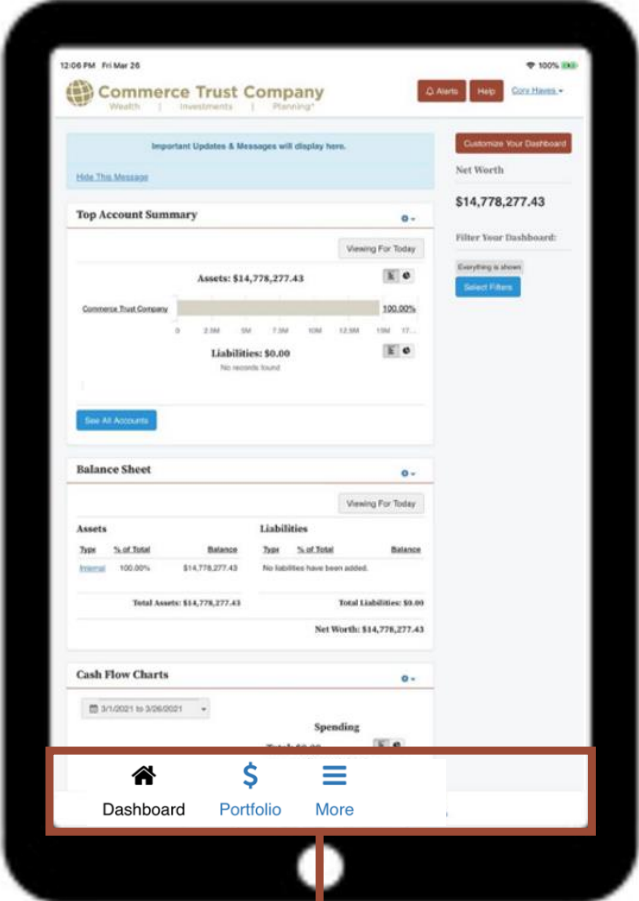
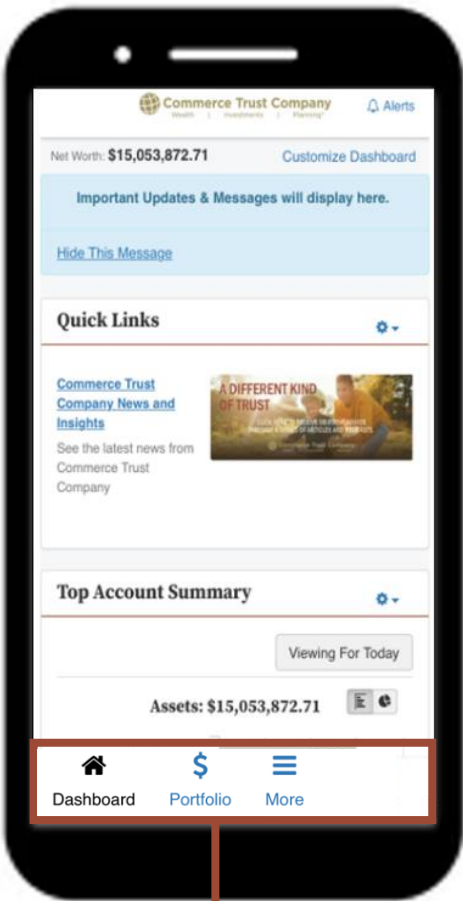


COMMERCE TRUST COMPANY MOBILE APP

YOUR COMMERCE TRUST COMPANY MOBILE APP



At the bottom of the device screen, you'll see icons that navigate you to view, monitor and manage your account information.



COMMERCE TRUST COMPANY MOBILE APP

NAVIGATING THE COMMERCE TRUST MOBILE APP

NOTE: The navigation icon options differ slightly between the phone and tablet. The CTC Mobile app offers the same features and functions regardless of your device. However, you'll see a slightly consolidated version of the navigation icon ribbon on the mobile device. You will find the "Balance Sheet", "Financial Team" and "Reports" icons in the "More" icon on your phone's app.

Using the Navigation Icons

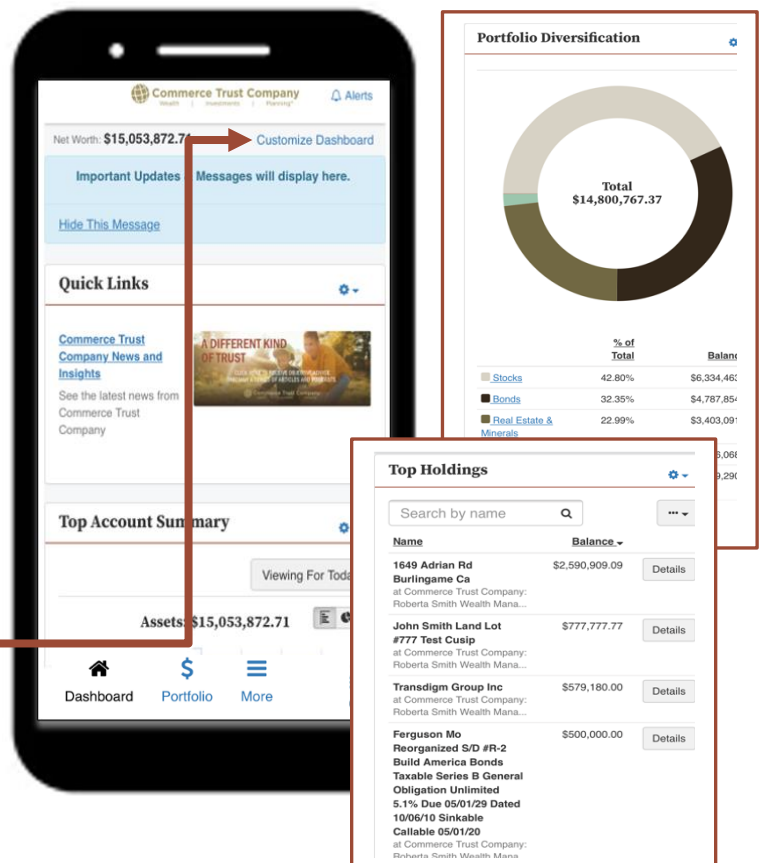
Using the navigation icons to view account information in the CTC Mobile app is intuitive. Within each icon, there is additional functionality.



Dashboard

Once you log into the app, the default landing page is the Dashboard navigation tab. This view provides at-a-glance information on a variety of account items including: *Net Worth*, *Top Account Summary*, *Balance Sheet* information, *Account Balance Changes Over Time*, *Top Holdings*, *Portfolio Diversification* and *Trading Activity*.

The Dashboard view is customizable by tapping on the "Customize Dashboard" link. Add or remove categories. Change the sequence order by dragging and dropping the item category box.



COMMERCE TRUST COMPANY MOBILE APP

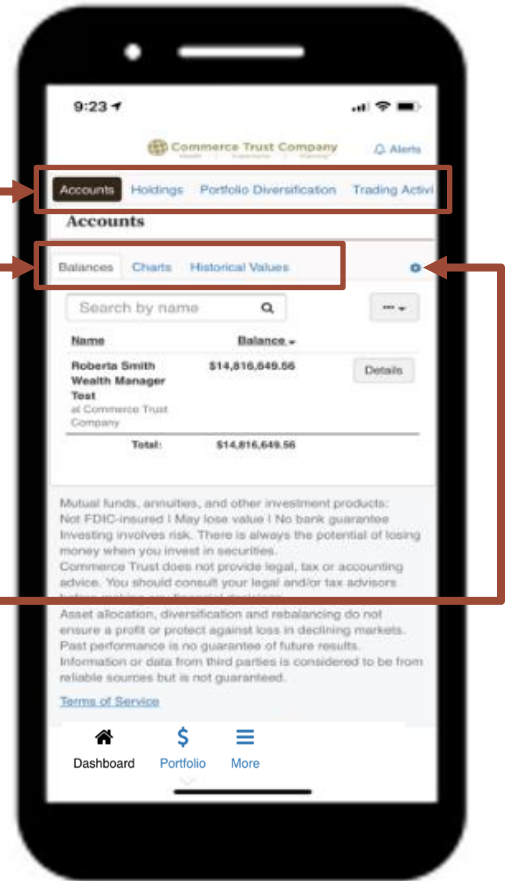


Portfolio

View your portfolio holdings by name and balance in this navigation icon, along with diversification charts and trading activity.

Function Tabs in the upper left corner of each navigation icon allow you to access more detailed account information. Features include the ability to view balance, account and holding information in various chart formats, adjustable historical data exists, as well as detailed trading and transactional information.

Use the **Gear Button** to filter content or use the search functionality to easily locate items.



Balance Sheet

Understanding your net worth starts with your personal balance sheet. The functionality in the tab allows for you to view your assets, liability, and net worth.



Commerce Trust Company
Wealth | Investments | Planning

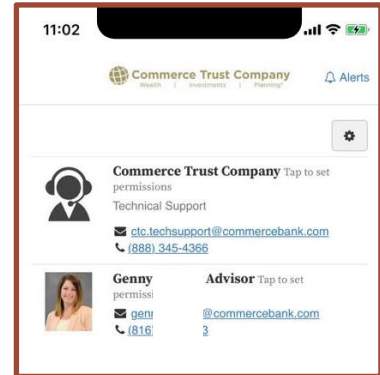
COMMERCE TRUST COMPANY MOBILE APP



Financial Team

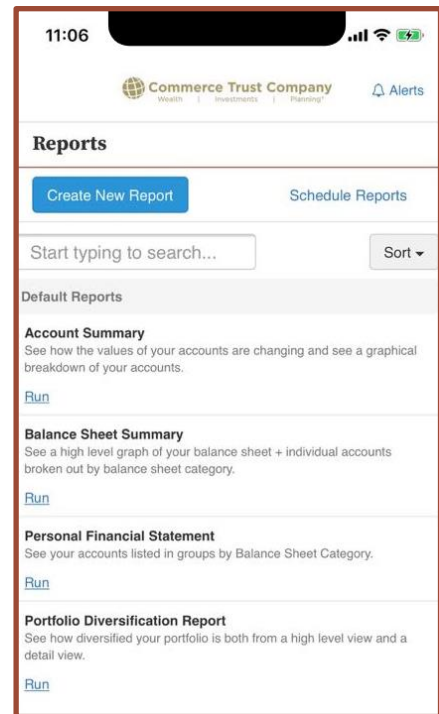
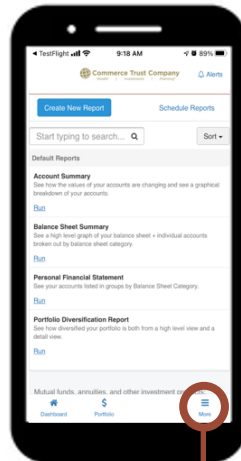
Access to your Commerce Trust Company team is important. Here you'll find contact information for Commerce Trust Technical Support when you have unanswered questions or need help with the app.

You'll also see contact information for those on the Commerce Trust Company Wealth Management team assigned to ensure your financial success.



Reports

Need yet a deeper dive into account information and wish to view and receive the information in report form? This navigation icon allows you to run a report summarizing your accounts, see your accounts listed in groups by balance sheet category and more. Run a one-time report or schedule reports you wish to see more frequently.



COMMERCE TRUST COMPANY MOBILE APP

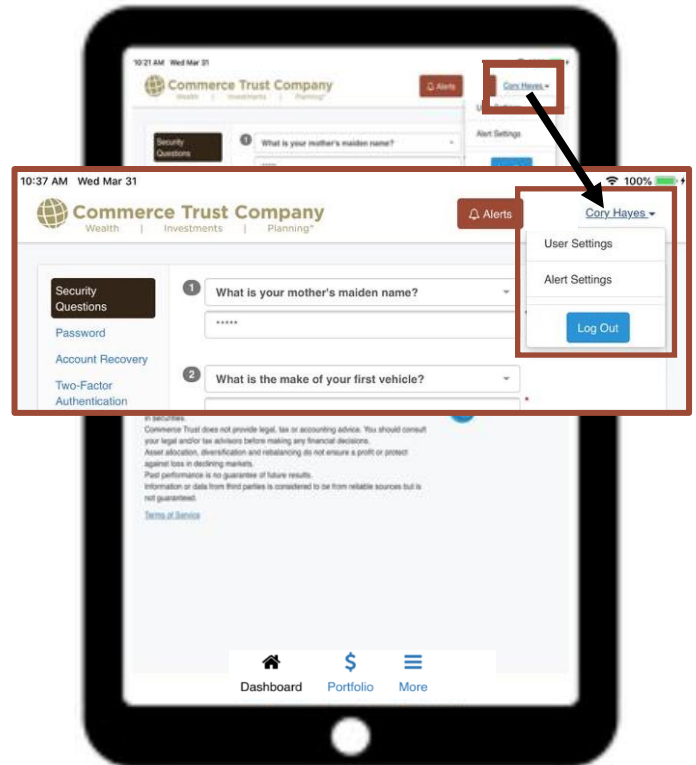
Tablet View

User Settings & Alert Settings

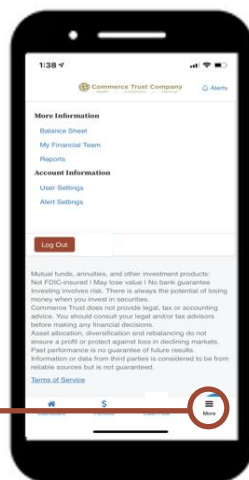
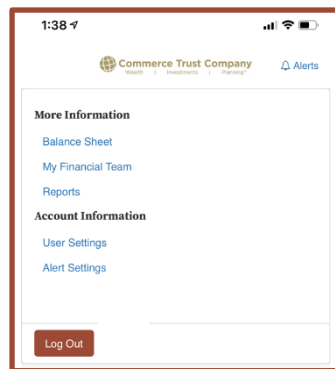
IMPORTANT

In the **tablet version** of the app, you'll access the *"User Settings"* and *"Alert Settings"* by tapping on your name link in the upper right corner of the app.

In the **phone version** of the app, you'll access the *"User Settings"* and *"Alert Settings"* by tapping the **"More"** navigation icon button.



Phone View



User Settings

Do you need to update your security questions or password? Maybe you need to request a new password? Find these resources in User Settings.

Account Alerts

Would you like to receive alerts? You can set up alerts for items important to you. When you log in, you'll see those alerts at the top of your dashboard or receive the alert by email. You choose the frequency of the alert. Doing so will keep you informed of certain changes to your overall portfolio, balance updates, transactions, and more.