


# COMMERCE TRUST COMPANY MOBILE APP

## Launching the Commerce Trust Mobile App for the First Time


Download the app to your device by following the prompts from the app store as you would with any other app download.



## Launching the Commerce Trust Mobile App for the First Time

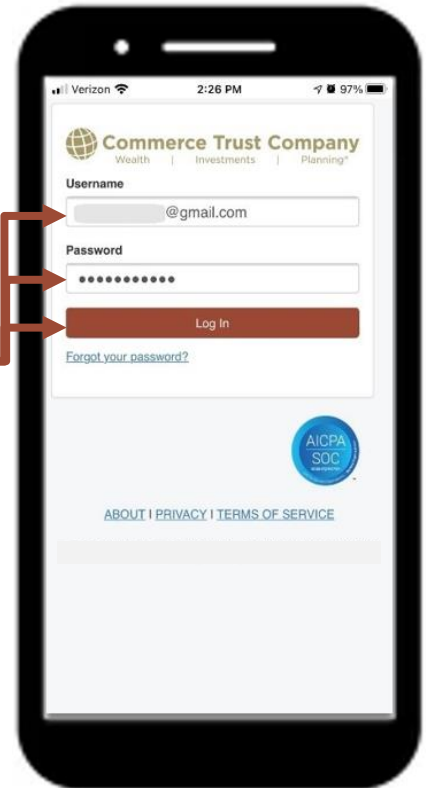


After downloading the app, locate it on your device. The icon will look like this. Tap the icon to open the *CTC Mobile* app.



At the login page, enter your username (email address) and the password you set up in the previous steps.

Tap the *"Log In"* button.



**Commerce Trust Company**  
Wealth | Investments | Planning

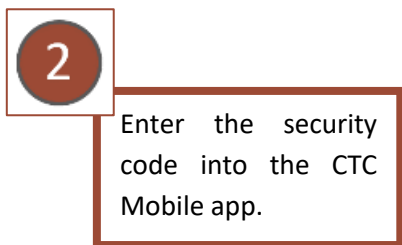
# COMMERCE TRUST COMPANY MOBILE APP

## IMPORTANT

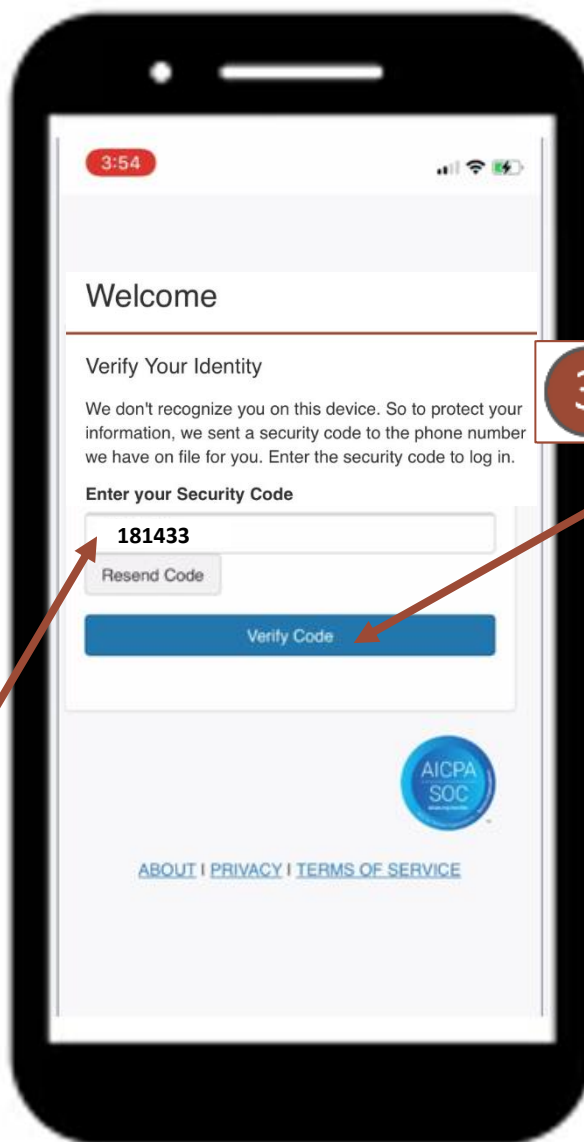
Each time you launch the app, you'll be asked to **verify your identity** by entering the 6-digit security code that is texted to your device.



1 Retrieve your one-use, 6-digit **security code** from your device's text message app.



2 Enter the security code into the CTC Mobile app.



3 Tap "**Verify Code**" and the app will open.



**Commerce Trust Company**

Wealth | Investments | Planning