

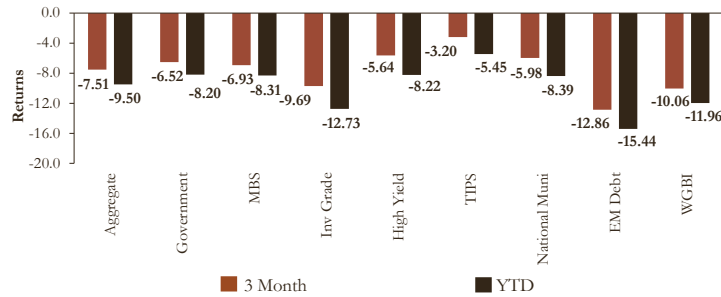
# MARKET TRACKER

April 2022

## Equity Index Returns

	3 Month	YTD
S&P 500	-8.17	-12.92
Dow Jones Industrial Average	-5.67	-8.73
NASDAQ Composite	-13.22	-21.00
Russell 3000	-8.39	-13.78
MSCI EAFE	-7.53	-12.00
MSCI Emerging Markets	-10.45	-12.15
S&P Developed x US Small	-7.68	-14.61
MSCI ACWI x US IMI	-7.66	-11.40

## Fixed Income Sector Index Returns



## Fixed Income Spreads

	Current	1 Yr Ago
High Yield	379	291
Investment Grade	135	88
Emerging Debt	379	313

## Currency/Crypto

	Current	1 Yr Ago
\$ per € (Euro)	1.05	1.20
\$ per £ (Pound)	1.26	1.38
\$ per ₿ (Bitcoin)	38,334.70	56,814.44

## MSCI Country Index Returns

	3 Month	YTD
Japan	-10.28	-14.83
United Kingdom	-2.80	-1.93
Europe ex-UK	-10.21	-15.73
Brazil	3.77	17.28
Russia	-100.00	-100.00
India	-2.16	-3.50
China	-15.19	-17.70

## Fixed Income Rates

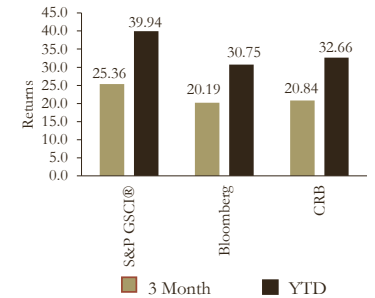
	Current	1 Yr Ago
1 Mo T-Bills	0.30	0.00
3 Mo T-Bills	0.85	0.01
2 Yr Treasury	2.71	0.16
10 Yr Treasury	2.93	1.63
10 Yr TIPS	-0.01	-0.78
10 Yr Muni Yld	3.05	1.15
30 Yr Treasury	3.00	2.30
Prime Rate	3.50	3.25
3 Mo LIBOR	1.33	0.18
30 Yr Fix Mtg	5.42	3.11
15 Yr Fix Mtg	4.66	2.39
Fed Funds - Actual	0.33	0.05
Fed Funds - Target	0.50	0.25

## Inflation

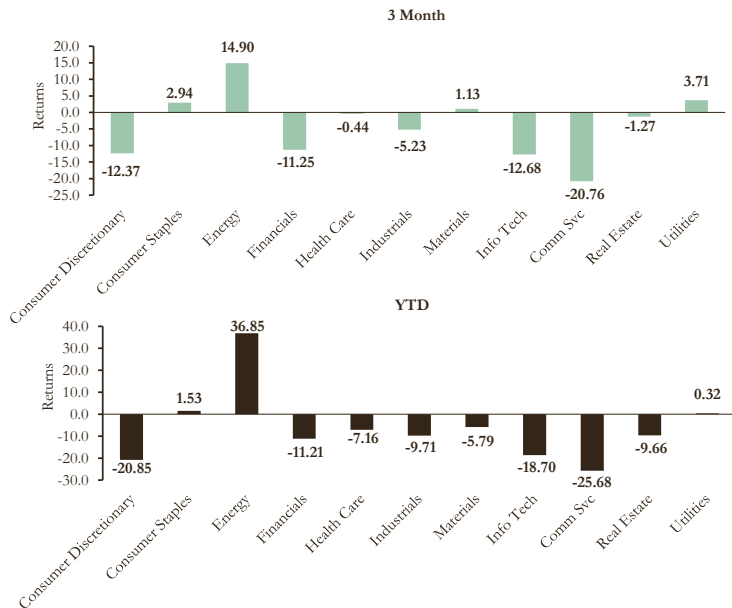
	3 Month	1 Year
CPI	3.30	8.56
Core CPI	1.99	6.44

## Commodity Returns

	3 Month	YTD
Oil	18.76	39.20
Natural Gas	48.63	94.21
Gold	6.50	4.54
Copper	1.63	-1.53
Wheat	37.11	35.42
Corn	30.71	37.93



## S&P 500 Sector Index Returns



## Russell® Style Index Returns

	3 Month		
	Value	Blend	Growth
Large	-4.11	-8.43	-12.52
Mid	-3.54	-6.02	-10.93
Small	-4.41	-7.82	-11.49

	YTD		
	Value	Blend	Growth
Large	-6.34	-13.59	-20.03
Mid	-7.66	-12.95	-22.42
Small	-9.98	-16.70	-23.35

## Real Estate Index Returns

	3 Month	YTD
DJ US Real Estate <sup>SM</sup>	-2.33	-10.28
MSCI REIT	-1.51	-8.34
FTSE NAREIT	-0.86	-8.72

	3 Month	YTD
EPRA/NAREIT		
Global ex US	-6.35	-10.07
Developed	-3.48	-9.00

## Hedge Fund Index Returns

	3 Month	YTD
HFRX® Equal Wtd	-0.59	-1.81
HFRX® Global HF	-0.59	-2.05

## Alerian MLP Index Returns

	3 Month	YTD
MLP	6.80	18.54
MLP Infrastructure	6.84	18.61

Returns, rates and inflation expressed as percentages. Spreads expressed as basis points (0.01%).

This report is brought to you by the Investment Division of Commerce Trust Company. Please contact your portfolio manager with any questions. Information provided herein is for general information only and has been supplied by Bloomberg L.P. and other sources we believe to be reliable and has not been verified for accuracy. Certain data may update at different intervals. Figures shown reflect the last available information. ©2017 Bloomberg L.P. All Rights Reserved.

Not FDIC Insured | May Lose Value | No Bank Guarantee

Commerce Trust Company is a division of Commerce Bank.