

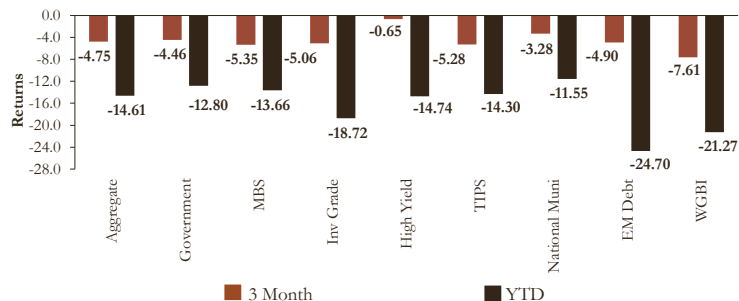
MARKET TRACKER

September 2022

Equity Index Returns

	3 Month	YTD
S&P 500	-4.89	-23.88
Dow Jones Industrial Average	-6.17	-19.72
NASDAQ Composite	-3.91	-31.99
Russell 3000	-4.47	-24.63
MSCI EAFE	-9.36	-27.09
MSCI Emerging Markets	-11.57	-27.16
S&P Developed x US Small	-10.70	-32.52
MSCI ACWI x US IMI	-9.58	-26.60

Fixed Income Sector Index Returns



Fixed Income Spreads

	Current	1 Yr Ago
High Yield	552	289
Investment Grade	159	84
Emerging Debt	467	324

Currency/Crypto

	Current	1 Yr Ago
\$ per € (Euro)	0.98	1.16
\$ per £ (Pound)	1.12	1.35
\$ per ₿ (Bitcoin)	19,425.13	43,436.35

Inflation

	3 Month	1 Year
CPI	1.42	8.25

	3 Month	1 Year
Core CPI	1.59	6.32

MSCI Country Index Returns

	3 Month	YTD
Japan	-7.67	-26.38
United Kingdom	-10.76	-18.65
Europe ex-UK	-9.94	-31.69
China	-22.50	-31.23
Taiwan	-14.47	-35.93
India	6.50	-9.74
South Korea	-16.40	-40.20

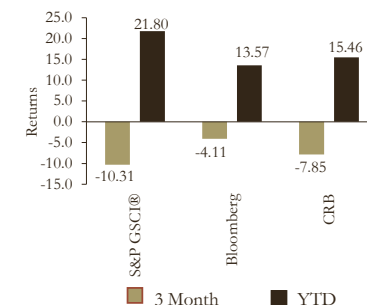
Fixed Income Rates

	Current	1 Yr Ago
1 Mo T-Bills	2.64	0.04
3 Mo T-Bills	3.22	0.03
2 Yr Treasury	4.28	0.28
10 Yr Treasury	3.83	1.49
10 Yr TIPS	1.67	-0.89
10 Yr Muni Yld	3.13	1.24
30 Yr Treasury	3.78	2.04

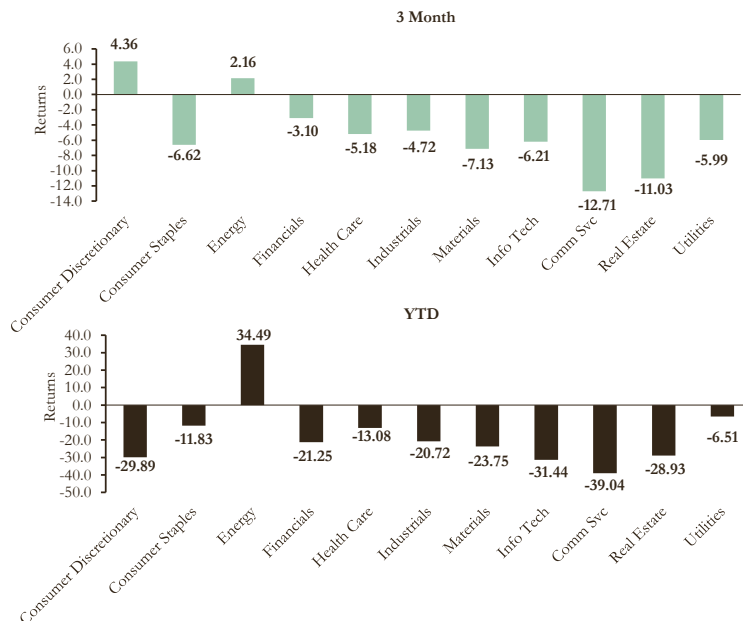
	Current	1 Yr Ago
Prime Rate	6.25	3.25
3 Mo SOFR	3.59	0.06
30 Yr Fix Mtg	7.06	3.18
15 Yr Fix Mtg	6.16	2.46
Fed Funds - Actual	3.08	0.06
Fed Funds - Target	3.25	0.25

Commodity Returns

	3 Month	YTD
Oil	-24.84	5.69
Natural Gas	24.74	81.39
Gold	-8.02	-9.09
Copper	-8.13	-23.55
Wheat	6.07	19.56
Corn	-8.91	14.20



S&P 500 Sector Index Returns



Russell® Style Index Returns

	3 Month			YTD		
	Value	Blend	Growth	Value	Blend	Growth
Large	-5.63	-4.62	-3.60	-17.78	-24.60	-30.66
Mid	-4.93	-3.44	-0.65	-20.37	-24.27	-31.44
Small	-4.59	-2.18	0.24	-21.13	-25.11	-29.29

Real Estate Index Returns

	3 Month	YTD
DJ US Real Estate SM	-10.41	-28.41
MSCI REIT	-9.96	-28.26
FTSE NAREIT	-10.83	-27.93

	3 Month	YTD
EPRA/NAREIT		
Global ex US	-13.76	-31.38
Developed	-11.39	-29.42

Hedge Fund Index Returns

	3 Month	YTD
HFRX® Equal Wtd	0.67	-4.62
HFRX® Global HF	0.58	-4.50

Alerian MLP Index Returns

	3 Month	YTD
MLP	7.97	18.64
MLP Infrastructure	8.27	18.65

Returns, rates and inflation expressed as percentages. Spreads expressed as basis points (0.01%).

This report is brought to you by the Investment Division of Commerce Trust Company. Please contact your portfolio manager with any questions. Information provided herein is for general information only and has been supplied by Bloomberg L.P. and other sources we believe to be reliable and has not been verified for accuracy. Certain data may update at different intervals. Figures shown reflect the last available information. ©2017 Bloomberg L.P. All Rights Reserved.

Not FDIC Insured | May Lose Value | No Bank Guarantee

Commerce Trust Company is a division of Commerce Bank.